

# PRODUCT SHEET City3 AT224 Controller, with optional centralisation

GAME GROUP

**URBACO**  
ISO 14001

AUTOMATIC BOLLARDS



Dimensions	Weight	Colour
H1600 x Ø325 mm	~90 kg	RAL 7016 (Charcoal Grey)
Protection Degree	Material	Insulation
-	Steel >> 6 mm	Class II Phonic/Thermal
Ventilation	Locking	Temperature
Forced 24 V	Special lock & imprint	-10°C to +55°C
Voltage	Power	Operability
230 V (2P+T) 16A	~500 W	Non-Stop

## DESCRIPTION

The City3 controller with centralisable Siemens AT224 PLC is designed to supervise operation of automatic retractable bollards with electro-pneumatic or electro-hydraulic motorisation depending on model.

It can also run simultaneously the interface between a bollard and a barrier or an automated gate.

A heavy duty oil-free compressor or a hydraulic group supply air or oil to the bollards.

The PLC, the compressor and operation logic components are accessible from the front door (2). A smaller trap door (for emergency use) gives access to a push button wherefrom the bollard can be forced down. The polycarbonate printed front face integrates a red/amber position light and control components available on option. This PLC can run a complete access site (with URBACO limit switches, bollard position lights, induction loops, control actuators, compressor surveillance).

LED indicators analyse and show input and output status.

The PLC is connected on communication network through a RS485 connector and signal converters to a PC where the Sygma2 supervision software is installed.

The exchange of data between PLC and software enables:

- Real-time transmission of all data available from access location (bollard position, loops status, lights status, faults...) to the software.
- Up-/Downloading from the computer into the PLC of free access timeframes, of selective hours when access has to be open, as well as internal operation parameters.

By installing a URBACO card reader, the City3 controller becomes completely centralisable with management of users' cards from the computer. Depending on communication network (point-to-point wireline, fibre optic, IP...), the hardware used to centralise the City3 controller will be different: current loop modem, fibre optic converter, IP converter...

## OPERATION

Depending on configuration, bollard descent is actuated by user (badge...) and bollard rises back automatically.

## COMPONENTS

1. City3 controller,
2. Maintenance door, with lock,
3. Trap door (emergency use) with lock, square imprint and push-button,
4. Printed front face with control actuators (example),
5. Siemens AT224 PLC,
6. Heavy duty compressor,
7. Ground-fault circuit interrupter,
8. Connection terminal rack,
9. Ventilation,
10. Documentation,
11. Key to emergency door,
12. Key to front door and front face,
13. Embedding base.



## CONNECTIONS

All connections are made on a numbered terminal rack. A 30mA ground fault circuit interrupter ensures protection of users.

## SURFACE FINISH


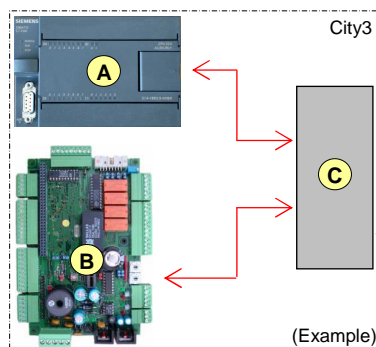
Primer zinc coating to increase resistance to corrosion and add on adherence to the surface finishing.

Thermosetting polyester powder paint, matt finish,

**Standard colour: Charcoal grey RAL 7016**

## OPTIONS & ACCESSORIES

- Colours: all RAL shades available as option,
- RE432 radio transmitters and receivers,
- Control actuators,
- Operation logic programmes,
- Heater,
- 5-litre air reserve,
- Safety loops and detectors,
- Communication devices (intercoms),
- City3 centralisation.



Z.A. du Couquiou – 84320 ENTRAIGUES – France  
Tel. +33 490 480 800 – Fax +33 490 480 088  
e-mail : [export@urbaco.fr](mailto:export@urbaco.fr)  
[www.urbaco.fr](http://www.urbaco.fr)

A- AT224 PLC,  
B- URBACO card reader (optional),  
C- Centralisation components (optional).

FP-C3AT224(V1-EN)

# PRODUCT SHEET City3 Controller with LOGO! PLC

Article Code: C3S1000H



Dimensions	Weight	Colour
H1600 x Ø325 mm	~100 kg	RAL 7016 (Charcoal Grey)
Protection Degree	Material	Insulation
-	Steel >> 6 mm	Class II Phonic /Thermal
Ventilation	Locking	Temperature
Forced, 24 V	Special lock & imprint	-10°C to +55°C
Voltage	Power	Operatability
230 V (2P+T) 16A	~1500 W	Non-Stop (if oil < 70°C)

## DESCRIPTION

This City3 controller with Siemens Logo! PLC is designed to run electro-hydraulic automatic retractable bollards.

It can also run simultaneously the interface between a bollard and a barrier or an automated gate.

The hydraulic group supply oil for 1 or 2 bollards (except high security).

The controller is intended for ground fixing with embedding base.

The control panel with PLC, the hydraulic group and operation logic components are accessible from maintenance door (2). A smaller trap door (for emergency use) gives access to a push button wherefrom the bollard can be forced down. The polycarbonate printed front face integrates a red/amber position light and control components. The City3 is delivered without control actuators. These are available as options (built-in) or as accessories (remote controls).

The PLC runs URBACO limit switches, bollard position indicators (position lights), induction loops, control actuators and hydraulic group surveillance.

The LCD display screen and keypad are available to analyse faults, to programme operations, to set time and date, as well as to visualise input/output status.

Available on option, the PLC expansion card provides additional functions.

Specifications of hydraulic motorisation:

- Oil is incompressible,
- Pressure up to 60 bar.

The oil used is biodegradable in compliance with France's NFP 98-310 standard.

## OPERATION

Depending on control board programming, bollard descent is actuated by user (badge...) and bollard rises back either automatically or is actuated upward by user (radio beeper...)

## COMPONENTS

1. City3 controller,
2. Maintenance door, with lock,
3. Trap door (emergency use) with lock, square imprint and push-button,
4. Printed front face with control actuators (example),
5. Siemens LOGO! PLC,
6. Hydraulic group / pump,
7. Ground-fault circuit interrupter,
8. Connection rack / Strip terminal,
9. Ventilation,
10. Documentation,
11. Key to emergency door,
12. Key to front door and front face
13. Embedding base.

## CONNECTIONS

All connection to be done on the numbered strip terminal rack. A 30 mAmp ground-fault circuit interrupter is installed for protection of users.

## SURFACE FINISH

Primer zinc coating to increase resistance to corrosion and add on adherence to the surface finishing.

Thermosetting polyester powder paint, matt finish,

**Standard colour: Charcoal grey RAL 7016.**

## OPTIONS AND ACCESSORIES

- Colours: all RAL shades,
- RE432 radio receiver, built-in,
- 1-, 2- or 4-channel beepers (ex. (13), (14)),
- 433.92 MHz Antenna,
- 1-channel weekly timer, built-in,
- Heater with thermostat
- Remote control actuators (key selectors, keypad, card reader),
- Operation logic components,
- Safety loops and detectors,
- Communication tools (analog or digital intercom),
- Logo! expansion module for more functions.

Z.A. du Couquiou – 84320 ENTRAIGUES – France  
Tel. +33 490 480 800 – Fax +33 490 480 088

e-mail : [export@urbaco.fr](mailto:export@urbaco.fr)  
[www.urbaco.fr](http://www.urbaco.fr)


433.92 MHz

FP-C3S1000H(V1-EN)

Intellectual Property of URBACO – Not to copy – Specifications are not contractual – Changes likely to be made without any notice – Most of the models shown are registered – June 2006



URBACO   
Card Reader (Optional)  
Position Lights Red / Amber



# PRODUCT SHEET City3 Controller with LOGO! PLC

Article Code: C3S1000P



Dimensions	Weight	Colour
H1600 x Ø325 mm	~90 kg	<b>RAL 7016 (Charcoal Grey)</b>
Protection Degree	Material	Insulation
-	<b>Steel &gt;&gt; 6 mm</b>	<b>Class II Phonic /Thermal</b>
Ventilation	Locking	Temperature
<b>Forced, 24 V</b>	<b>Special lock &amp; imprint</b>	<b>-10°C to +55°C</b>
Voltage	Power	Operability
<b>230 V (2P+T) 16A</b>	<b>~500 W</b>	<b>Non-Stop</b>

## DESCRIPTION

This City3 controller with Siemens Logo! PLC is designed to run electro-pneumatic automatic retractable bollards.

It can also run simultaneously the interface between a bollard and a barrier or an automated gate.

A heavy duty oil-free compressor supply air to as many as 4 bollards depending on model size.

The controller is intended for ground fixing with embedding base.

The control panel with PLC, the compressor and operation logic components are accessible from maintenance door (2). A smaller trap door (for emergency use) gives access to a push button wherefrom the bollard can be forced down. The polycarbonate printed front face integrates a red/amber position light and control components. The City3 is delivered without control actuators. These are available as options (built-in) or as accessories (remote controls).

The PLC runs URBACO limit switches, bollard position indicators (position lights), induction loops, control actuators and hydraulic group surveillance.

The LCD display screen and keypad are available to analyse faults, to programme operations, to set time and date, as well as to visualise input/output status.

Available on option, the PLC expansion card provides additional functions.

## OPTIONS AND ACCESSORIES

- Colours: all RAL shades,
- RE 432 radio receiver, built-in
- 1-, 2- or 4-channel beepers (ex. (14) (15)),
- 433.92 MHz antenna,
- 1-channel weekly timer, built-in,
- Remote control actuators (key selectors, keypad, card reader),
- Operation logic components
- Heater with thermostat,
- 5-litre air reserve,
- Safety loops and detectors,
- Communication tools (analog or digital intercom),
- Logo! expansion module for more functions.

## OPERATION

Selon le paramétrage de l'automate, la descente de la borne est commandée par l'utilisateur (émetteur radio...) et la remontée est soit automatique soit manuelle par l'utilisateur (émetteur radio...).

## COMPONENTS

1. City3 controller,
2. Maintenance door, with lock,
3. Trap door (emergency use) with lock, square imprint and push-button,
4. Printed front face with control actuators (example),
5. Siemens LOGO! PLC,
6. Heavy duty oil-free compressor,
7. Ground-fault circuit interrupter,
8. Connection rack / Strip terminal,
9. Ventilation,
10. Documentation,
11. Key to emergency door,
12. Key to front door and front face
13. Embedding base.

## CONNECTIONS


All connection to be done on the numbered strip terminal rack. A 30 mAmp ground-fault circuit interrupter is installed for protection of users.

## SURFACE FINISH

Primer zinc coating to increase resistance to corrosion and add on adherence to the surface finishing.

Thermosetting polyester powder paint, matt finish,

**Standard colour: Charcoal grey RAL 7016.**



Z.A. du Couquiou – 84320 ENTRAIGUES – France  
Tel. +33 490 480 800 – Fax +33 490 480 088




e-mail : [export@urbaco.fr](mailto:export@urbaco.fr)  
[www.urbaco.fr](http://www.urbaco.fr)

# PRODUCT SHEET City3 Controller with U200

Article code: C3S1U200P



Dimensions	Weight	Colour
H1600 x Ø325 mm	~90 kg	<b>RAL 7016 (Charcoal Grey)</b>
Protection Degree	Material	Insulation
-	<b>Steel &gt;&gt; 6 mm</b>	<b>Class II Phonic/Thermal</b>
Ventilation	Locking	Temperature
<b>Forced, 24 V</b>	<b>Special lock &amp; imprint</b>	<b>-10°C à +55°C</b>
Voltage	Power	Operability
<b>230 V (2P+T) 16A</b>	<b>~500 W</b>	<b>Non-Stop</b>



Position Lights  
Red / Amber



## DESCRIPTION

The City3 controller with U200 control board can run up to 4 electro-pneumatic automatic retractable bollards (2<sup>nd</sup> access included). A heavy duty oil-free compressor supply air to the bollards (up to 4 depending on model). The controller is intended for ground fixing with embedding base.

The compressor and operation logic components are accessible from the front door (2). A smaller trap door (for emergency use) gives access to a push button wherefrom the bollard can be forced down. The polycarbonate printed front face integrates a red/amber position light and control components.

The City3 is delivered without control actuators. These are available as options (built-in) or as accessories (remote controls).

The U200 control board runs URBACO limit switches, lights indicating bollard position, induction loops, and remote control actuators by dry contact as well as compressor surveillance. LED indicators show status of some functions, and switches are intended for the programming of the U200 board.

As an option, an additional expansion card is built in the box to run a 2<sup>nd</sup> access.

Also as an option, a heater including a thermostat.

## OPERATION

Depending on control board programming, bollard descent is actuated by user (badge...) and bollard rises back either automatically or is actuated upward by user (radio beeper...)

## COMPONENT

1. City3 controller,
2. Maintenance door, with lock,
3. Trap door (emergency use) with lock, square imprint and push-button,
4. Printed front face with control actuators (example),
5. U200 control board
6. Heavy duty compressor,
7. Ventilation,
8. Documentation,
9. Key to emergency door,
10. Key to front door and front face,
11. Embedding base.

## CONNECTION

All connections are done on the U200 control board. Strip terminal racks are intended to connect 230V voltage, the compressor, the bollard, remote control actuators, and antenna. **Caution!** The City controller must be protected by a 30 mAmp ground-fault circuit interrupter (not supplied) for protection of users.

## OPTIONS & ACCESSORIES

- Colours: all RAL shades
- AF43S radio receiver, built-in – Art. code: COAF43S (unlimited number of users) (12),
- RE432 radio receiver, built-in,
- 1-, 2- or 4-channel beepers (ex. (13), (14)),
- Antenna, 433.92 MHz,
- channel weekly timer, built-in,
- Remote control actuators (key selectors, keypad, card reader),
- Operation logic components,
- 2<sup>nd</sup> access expansion card (15),
- Heater with thermostat,
- 5-litre air reserve,
- Safety loops and sensors (detectors),
- Communication tools (analog or digital intercom).



433.92 MHz



## SURFACE FINISH

Primer zinc coating to increase resistance to corrosion and add on adherence to the surface finishing. Thermosetting polyester powder paint, matt finish, **Standard colour: Charcoal grey RAL 7016**

Z.A. du Couquiou – 84320 ENTRAIGUES – France  
Tel. +33 490 480 800 – Fax +33 490 480 088

e-mail : [export@urbaco.fr](mailto:export@urbaco.fr)  
[www.urbaco.fr](http://www.urbaco.fr)